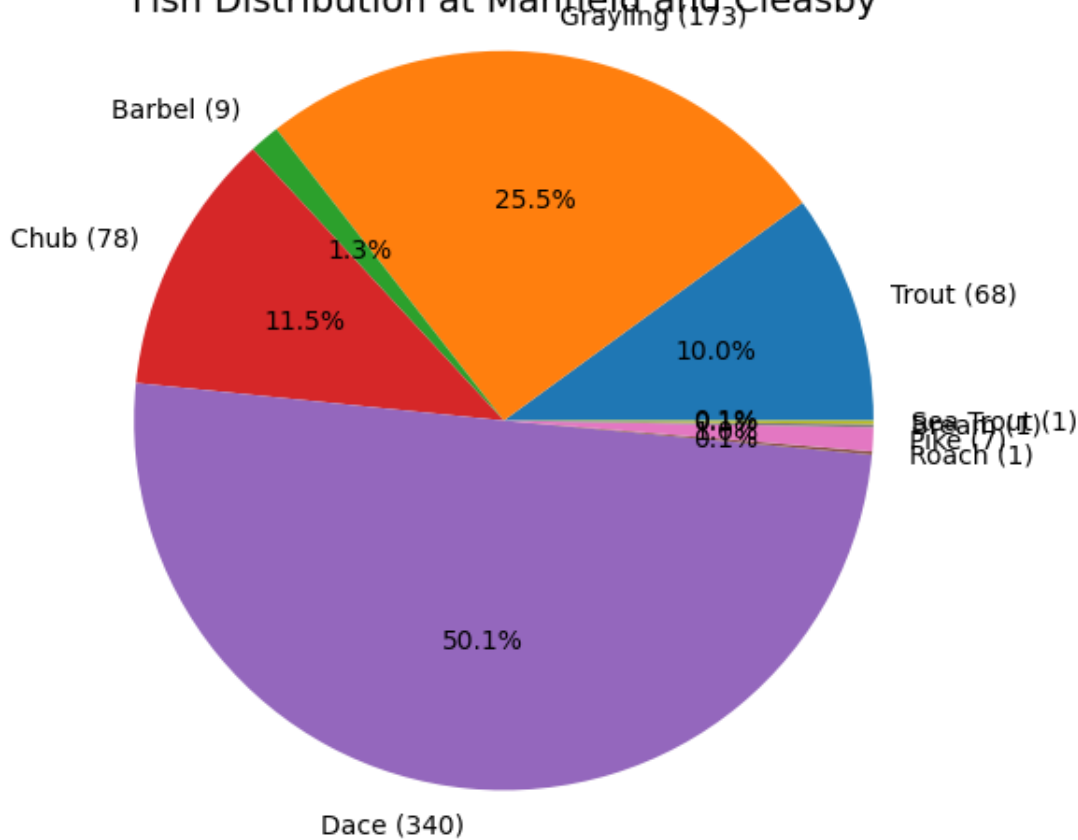


# Darlington Angling Catch Report 2024-2025

Fish Catches by Venue

# Manfield and Cleasby

Fish Distribution at Manfield and Cleasby

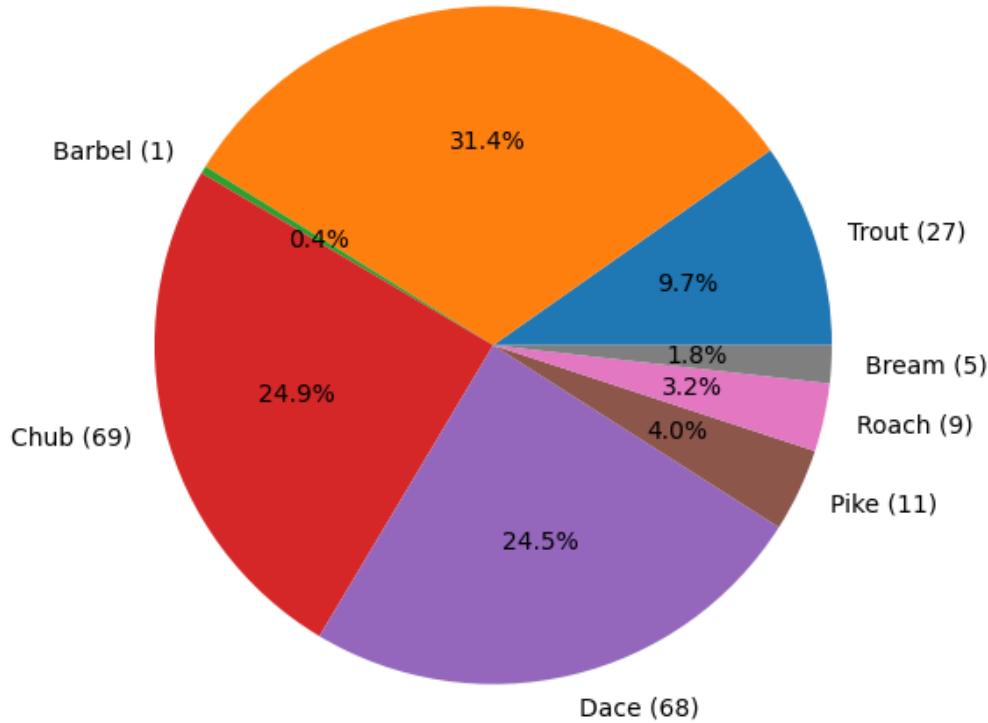


At Manfield and Cleasby, the catch data show the following species distribution. The dominant species is Dace (340 catches), followed by Grayling (173 catches).. Other significant catches include Chub (78), Trout (68), Barbel (9). Species with limited catches include Roach (1), Bream (1), Sea Trout (1).

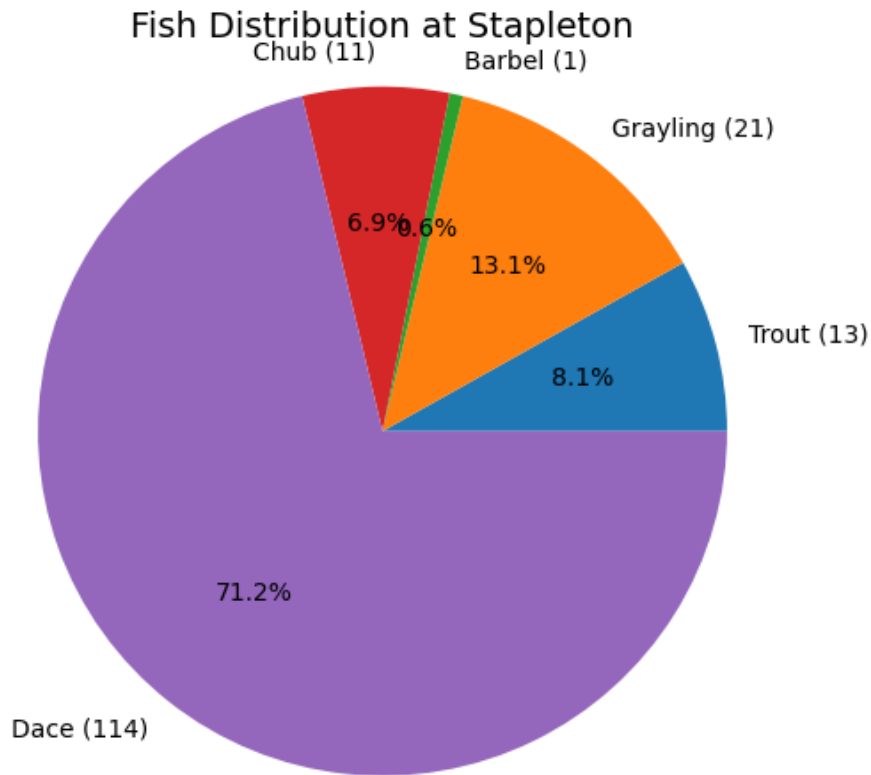
# The Holmes

At The Holmes, the catch data show the following species distribution. The dominant species is Grayling (87 catches), followed by Chub (69 catches).. Other significant catches include Dace (68), Trout (27), Pike (11). Species with limited catches include Bream (5), Barbel (1).

Fish Distribution at The Holmes  
Grayling (87)

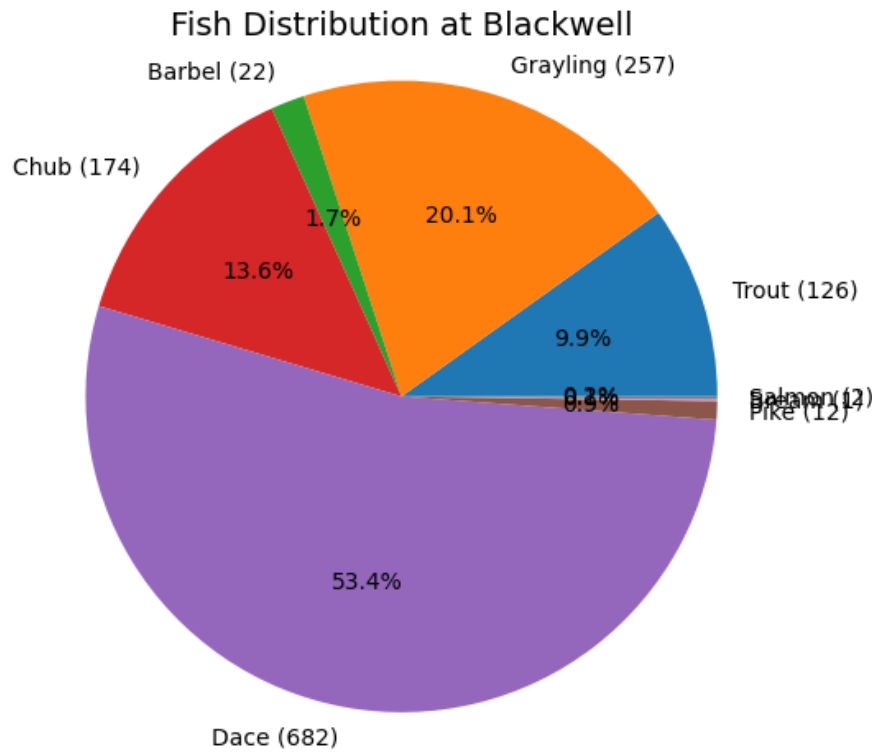


# Stapleton



At Stapleton, the catch data show the following species distribution. The dominant species is Dace (114 catches), followed by Grayling (21 catches).. Other significant catches include Trout (13), Chub (11), Barbel (1). Species with limited catches include Barbel (1).

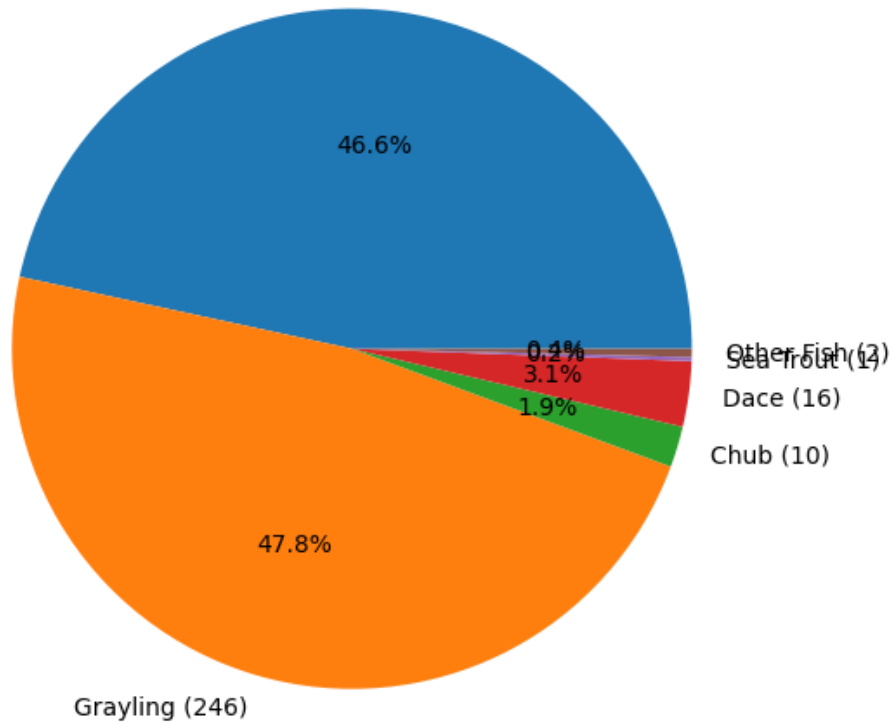
# Blackwell



At Blackwell, the catch data show the following species distribution. The dominant species is Dace (682 catches), followed by Grayling (257 catches).. Other significant catches include Chub (174), Trout (126), Barbel (22). Species with limited catches include Salmon (2), Bream (1).

# High Coniscliffe

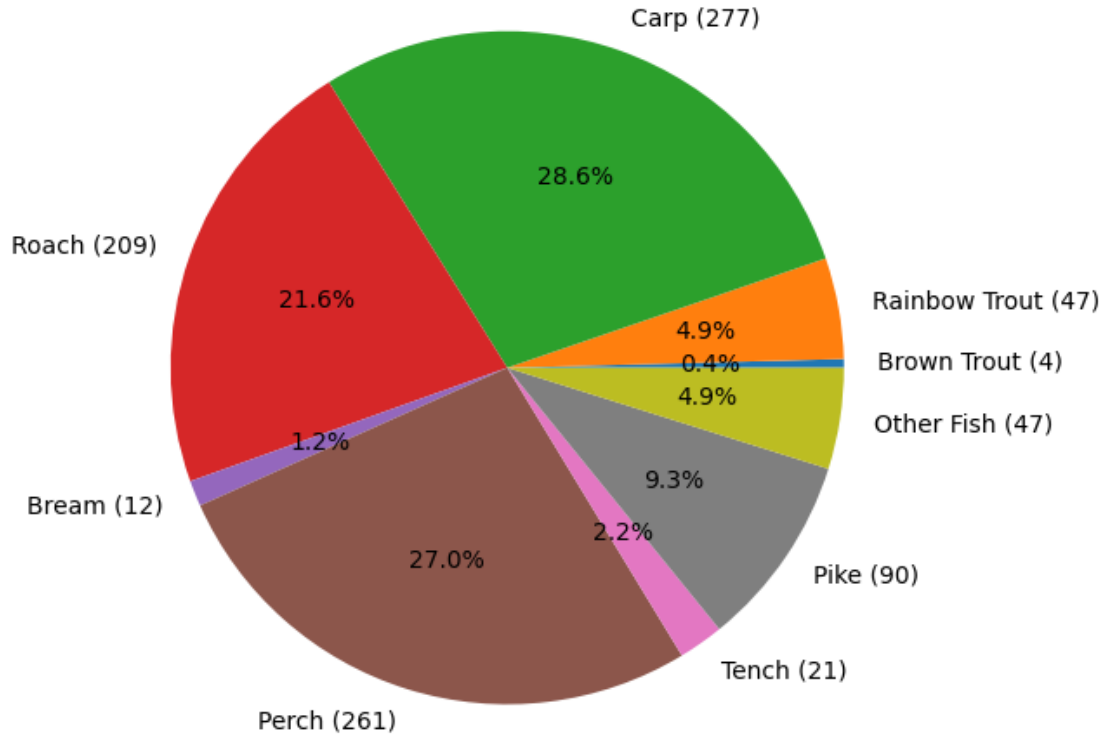
Fish Distribution at High Coniscliffe



At High Coniscliffe, the catch data show the following species distribution. The dominant species is Grayling (246 catches), followed by Trout (240 catches). Other significant catches include Dace (16), Chub (10), Other Fish (2). Species with limited catches include Other Fish (2), Sea Trout (1).

# Cleasby Lake

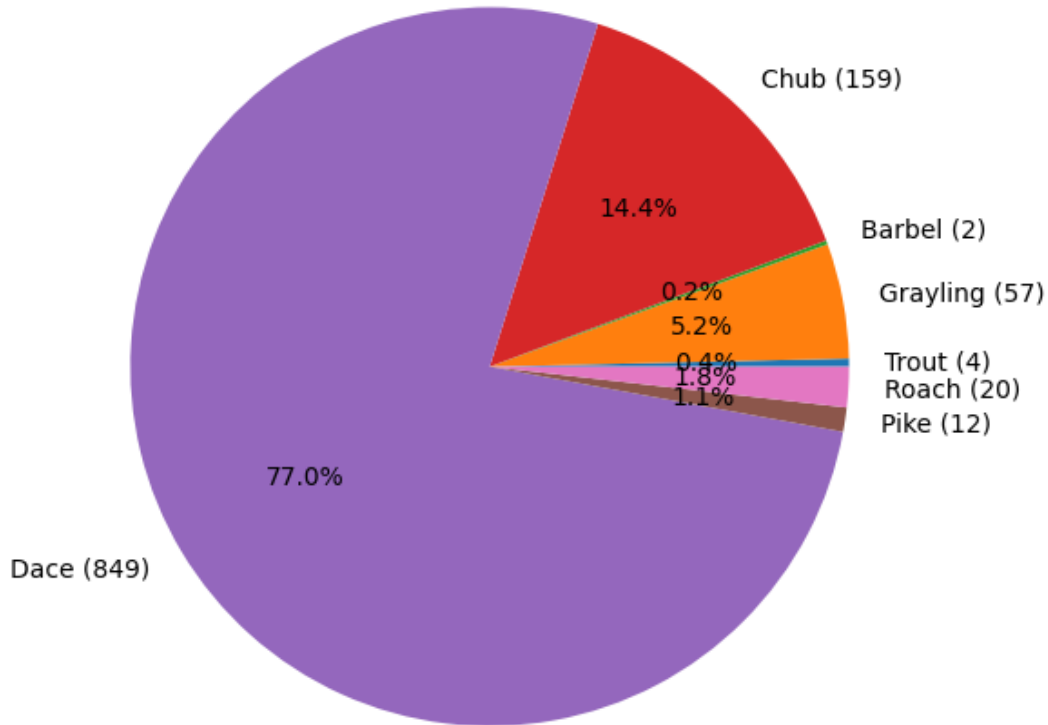
Fish Distribution at Cleasby Lake



At Cleasby Lake, anglers caught a diverse range of species. Dominant catches include Carp (277), Perch (261), Roach (209). Other species such as Pike (90), Rainbow Trout (47), Other Fish (47), Tench (21), Bream (12), Brown Trout (4) were also recorded. The pie chart shows this species distribution.

# Nags Head to Skerne Mouth

Fish Distribution at Nags Head to Skerne Mouth



At Nags Head to Skerne Mouth, the catch data show the following species distribution. The dominant species is Dace (849 catches), followed by Chub (159 catches).. Other significant catches include Grayling (57), Roach (20), Pike (12). Species with limited catches include Trout (4), Barbel (2).